

I want to
clarify my priorities
by defining my
goals and the path
to reach them



THEORY OF CHANGE

INSPIRED BY
Nesta (2011) Theory of Change.

LEVEL OF INVOLVEMENT



REQUIRES SOME DIALOGUE with colleagues/
peers. plan for some time to interact and fill out
in collaboration over a day maybe.

What is it & why should I do it?

Setting up a **Theory of Change** is like making a roadmap that outlines the steps by which you plan to achieve your goal. It helps you define whether your work is contributing towards achieving the impact you envision, and if there is another way that you need to consider as well.

The Theory of Change tool not only helps to clearly articulate and connect your work to your bigger goal, it also allows you to spot potential risks in your plan by sharing the underlying assumptions in each step. In large organisations, when there may be several projects running simultaneously, the Theory of Change helps to map these different projects first and then consider how they link and relate to each other.

This tool can also aid in aligning team members to the larger end goal, and help them understand their role in achieving it.

? HOW TO USE IT

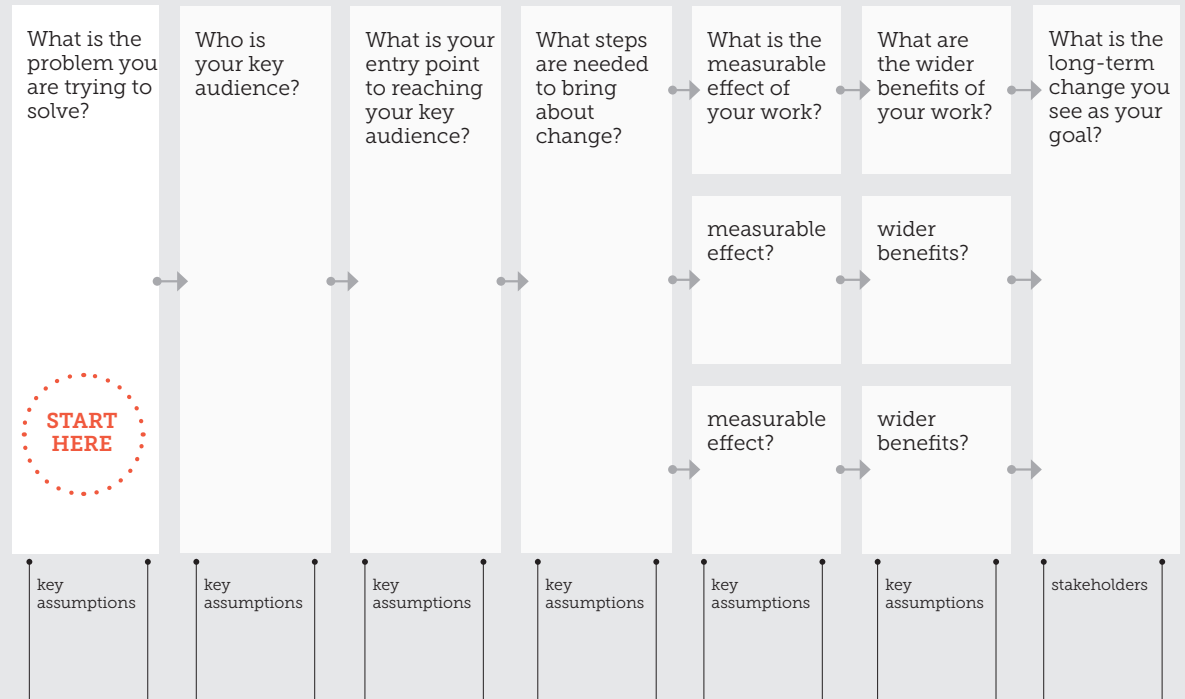
Start by noting down the main problem you want to solve, and also your long term vision on the change you want to accomplish. Then complete the other boxes, such as your key audience and your entry point to reach that audience. Try to be as specific as possible because it will help you to come up with more effective actions that you can take.

Work outwards from your defining problem, and towards your long-term impact. Write down the people that are most affected by the issue that you've identified and who you hope to help with your work – this could be a small community group or a large organisation. Then think about where to start your work, you may need to find a place, a person or a thing that will be your first port of call. Try to think of some practical steps that you can take to

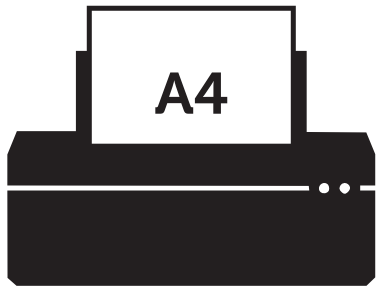
make changes – like creating partnerships, or making tweaks to existing processes. Try to keep these as action-oriented as possible.

And finally, what would the immediate results or outcomes be? These could be tangible results that you can show to other people to clarify how your work is making a difference. List the key outcomes that your activity would lead to: these are the pre-conditions that you need to realise your vision.


As you fill each of the boxes in the worksheet, it is critical to also reflect on the key assumptions that underpin these steps in your work. This may help you to spot potential risks or connections between the different projects.



DOWNLOAD AND ASSEMBLE THE WORKSHEET IN DIFFERENT SIZES



1 Download the PDF file and print it in a normal A4 printer.



2 Align the worksheet prints according to the numbered boxes along the edge of the sheets.



3 Join the aligned prints with cello tape or tacks and get started!

SIZE AND ORIENTATION GUIDE


A3



A2



A1



I want to clarify my priorities
by defining my goals and the path to reach them

What is the problem you are trying to solve?

KEY ASSUMPTIONS

Who is your key audience?

KEY ASSUMPTIONS

What is your entry point to reaching your audience?

KEY ASSUMPTIONS

What steps needed to about cha

KEY ASSUMPTIONS

THEORY OF CHANGE

