

I want to  
collect input from others  
by getting to  
the heart of what  
motivates people



## QUESTION LADDER

LEVEL OF INVOLVEMENT

INSPIRED BY  
Project Innovation (2012) Question. In: Social Innovation Toolkit.



FAIRLY SIMPLE, SELF ADMINISTERED TOOL  
needs relatively less time

# What is it & why should I do it?

How do you know the right question to ask? Sometimes reaching the right answer means thinking more about the kind of questions you're asking. It might sound simple, but focusing on what you're asking someone is essential for reaching a deeper understanding. The **Question Ladder** is an interview technique that helps you to hone in on a certain topic by asking a series of questions about different aspects related to that topic.

This tool is a quick and easy way to start asking your questions in a few different ways, and to start combining questions in order to reach more complex answers. It provides a structured overview of what goes in to a question; it shows how to combine a range of who, what, where, when, why and how questions coupled with the words like is, did, can, will, would and might. This makes it much easier to think about the best way to get to the heart of the issue at hand, and to build chains of questions that will allow you to gradually reach the heart of more complex issues.

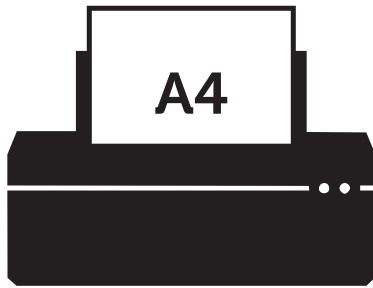
## ? HOW TO USE IT

While making a questionnaire or before going for an interview, this worksheet can be used as a series of possible questions from which a final set can be chosen. Use this to practice approaching and exploring an issue through various directions.


Once you have gained some experience with using this technique, you might find yourself automatically using it in conversations or interviews you conduct with people.

		simple questions ←			→ complex questions		
		Is	Did	Can	Will	Would	Might
Who		Who is	Who did	Who can	Who will	Who would	Who might
What		What is	What did	What can	What will	What would	What might
Where		Where is	Where did	Where can	Where will	Where would	Where might
When		When is	When did	When can	When will	When would	When might
Why		Why is	Why did	Why can	Why will	Why would	Why might
How		How is	How did	How can	How will	How would	How might

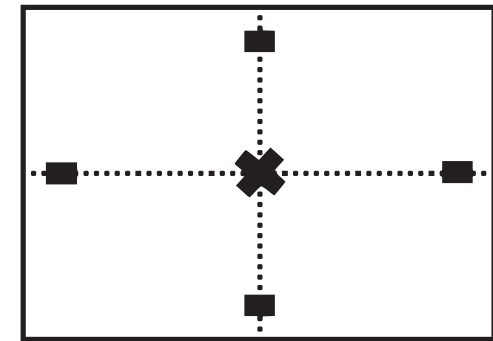
## DOWNLOAD AND ASSEMBLE THE WORKSHEET IN DIFFERENT SIZES



1 Download the PDF file and print it in a normal A4 printer.




2 Align the worksheet prints according to the numbered boxes along the edge of the sheets.




3 Join the aligned prints with cello tape or tacks and get started!

## SIZE AND ORIENTATION GUIDE


A3



A2



A1



I want to collect input from others  
by getting to the heart of what mot

---

**SIMPLE QUESTIONS**



**Is**

**Did**

Who is

Who did

**Who**

What is

What did

**What**

ivates people

Can

Who can

What can

**Will**

Who will

What will

**Would**

Who would

What would

DIY 1 3

# QUESTION LADDER

---

COMPLEX QUESTIONS

*Might*

Who might

What might

How	Why	When	Where
<i>How is</i>	<i>Why is</i>	<i>When is</i>	<i>Where is</i>
<i>How did</i>	<i>Why did</i>	<i>When did</i>	<i>Where did</i>



Where can

When can

Why can

How can

Where will

Where would

When will

When would

Why will

Why would

How will

How would

Where might

When might

Why might

How might