

I want to  
develop a clear plan  
by improving  
upon what I've  
done before



## LEARNING LOOP

LEVEL OF INVOLVEMENT

INSPIRED BY  
IDEO (2011) Deliver: Create a learning plan, p145. In: IDEO, Human Centered Design Toolkit. Edition - 2. London: IDEO.



FAIRLY SIMPLE, SELF ADMINISTERED TOOL  
needs relatively less time

# What is it & why should I do it?

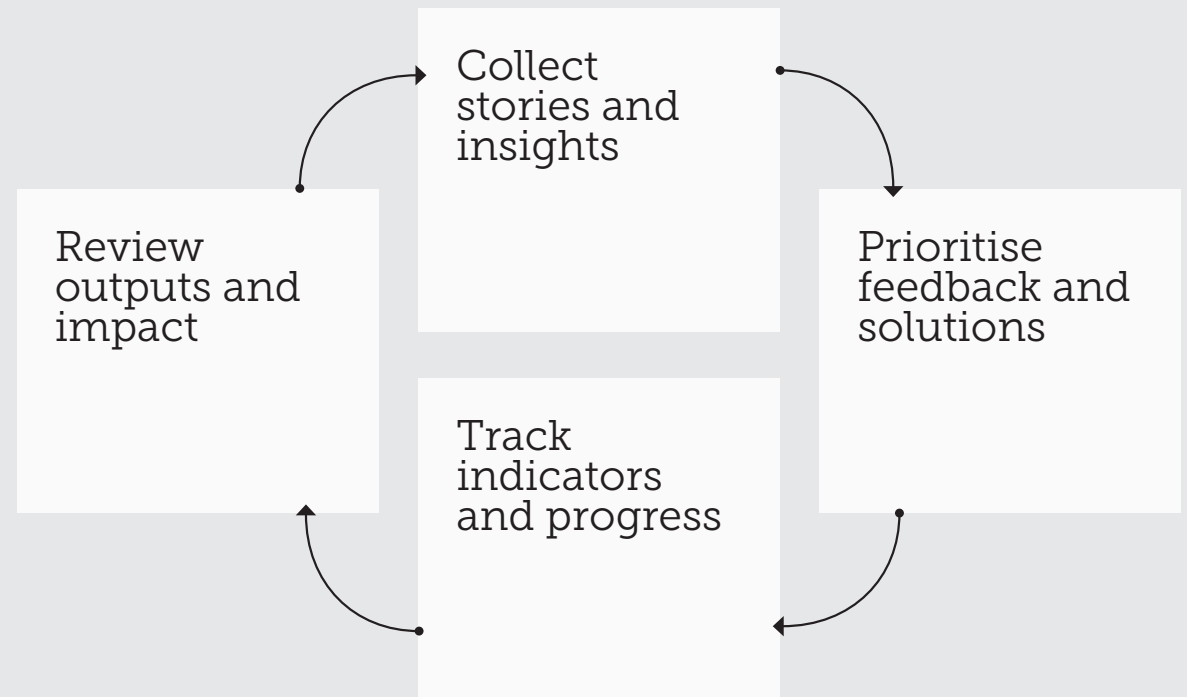
The **Learning Loop** is a tool that helps you to define how the work you do now informs what you do next. It provides a high-level perspective on how implementing social change can be broken down into a gradual process of iterative cycles.

The worksheet, inspired by the Learning Plan from IDEO (2011), describes four different stages that your work might pass through in a cycle of continual improvement. Using this tool can help understand the different phases involved when trying to implement your ideas. By reflecting on the process involved, it can help you to understand what to do next. Learning is an ongoing cyclical process.

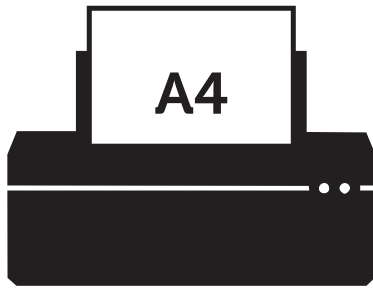
## ? HOW TO USE IT

This tool offers you a framework to plan with and work in. Each of the four components relate to the methods, systems and processes that your organisation works with. It helps you check whether your organisation actually learns from its experiences (both success and failure) and is improving continuously.


Use the Learning Loop worksheet to make notes in each of the four quadrants. There is no strict start or end to this process - you could use the worksheet to plan a new project or make notes on a current project. Essentially the learnings you gain by collecting stories, feedback or outcomes will help you to reconsider and improve the next steps in your process.



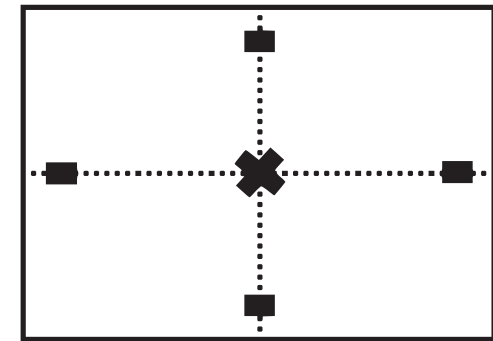
## DOWNLOAD AND ASSEMBLE THE WORKSHEET IN DIFFERENT SIZES



1 Download the PDF file and print it in a normal A4 printer.




2 Align the worksheet prints according to the numbered boxes along the edge of the sheets.




3 Join the aligned prints with cello tape or tacks and get started!

## SIZE AND ORIENTATION GUIDE


A3



A2



A1



I want to develop a clear plan  
by improving upon what I've done before

---

**Collect stories and insights**  
ASSESS NEEDS & CONTEXT | DEVELOP BASELINE | GAIN

**Review outputs and impact**  
EVALUATE ROI | CREATE NEW BASELINES | IDENTIFY NEXT CHALLENGES

**Track indicators and progress**  
EVALUATE SOLUTIONS | IDENTIFY UNINTENDED CONSEQUENCES

# LEARNING LOOP

