

I want to
collect input from others
in a conversation
that uncovers
their perspective



INTERVIEW GUIDE

INSPIRED BY
IDEO (2012) Develop an interview approach p58. In: Human Centred Design Toolkit.

LEVEL OF INVOLVEMENT



REQUIRES SOME DIALOGUE with colleagues/
peers. Plan for some time to interact and fill out
in collaboration over a day maybe.

What is it & why should I do it?

The easiest way to understand a person is to speak to them. Interviews are a way to connect with people; an opportunity to hear them describe their experiences in their own words. Speaking to people about their everyday lives can help you define and describe the problems they face, understand the environment they're part of, and even start to picture the ways in which you can reach them. Interviews can also act as evidence for why your work is needed, or even what impact your work is creating.

Getting what you want from an interview however can be harder than you think - what people say and what they actually do are often very different things. Establishing an in-depth understanding of a particular experience might take some time, and requires a series of questions and activities as part of a conversation. Even a short interview can provide a huge amount of information, with masses of material quickly piling up when you start speaking with several people. The **Interview Guide** acts like a checklist to help you prepare a game-plan for an interview.

? HOW TO USE IT

The worksheet for the Interview Guide worksheet is an example of how you can prepare your interview. Depending on the focus of the project, this can also contain other items.

There is usually a mix of practices as well as underlying motivations you want to explore. Focus your questions on asking 'What' and 'How' and then probe deeper into people's motivations by asking 'Why'.

You could follow this three step framework to structure your interview:

Open Up: Make the participant feel at ease with 'warm-up' questions they are comfortable with. (for e.g. Household demographics; Who does what in the household? Some recent anecdotes related to the topic.)

Go Broad: Prompt bigger, wider thinking on related issues that they may not normally address on a daily basis. (Aspirations for the future, How are things connected?)

Probe Deep: Dig deeper on the challenge at hand and prompt with challenging 'what if' scenarios.

There are various ways to elicit and document information during an interview. Make sure to prompt participants to be specific in clarifying their preferences and motivations. You may ask people to simply tell you, but you could also invite them to show things, or maybe make a drawing of particular practices they have (e.g. where is your favourite spot in the room? What is your favourite object in the house?)

Before you do the actual interview, it is wise to practice with your team to get a sense of how to frame the questions for better response. Also think about how you would use these interviews later. This is especially useful if several people will be conducting the interviews.

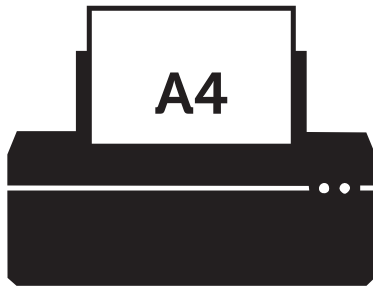
Show me

Draw it


Think aloud

Be specific

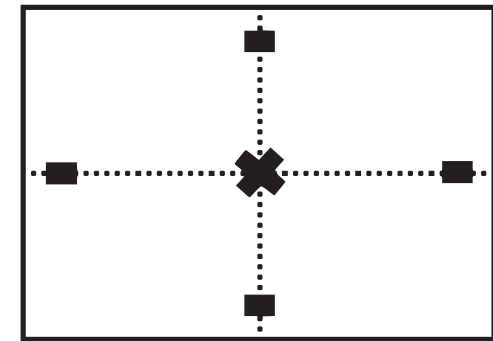
DOWNLOAD AND ASSEMBLE THE WORKSHEET IN DIFFERENT SIZES



1 Download the PDF file and print it in a normal A4 printer.




2 Align the worksheet prints according to the numbered boxes along the edge of the sheets.




3 Join the aligned prints with cello tape or tacks and get started!

SIZE AND ORIENTATION GUIDE


A3



A2



A1



I want to collect input from others
in a conversation that uncovers the

Show me

If you are in the interviewee's environment, ask him or her to show you the things they interact with (objects, spaces, tools, etc). Capture pictures and notes to jog your memory later. Or, have them walk you through the process


their perspective

Draw it

Ask participants to map out their activities and experiences through sketch

he
nd
ess.

nes and diagrams. This is a good way to debunk assumptions and reveal how people per



INTERVIEW GUIDE

ceive and order their activities.

Think aloud

As they perform a process or task, ask participants to describe aloud what they are thinking and reasoning.

at they are thinking. This helps uncover their motivations, concerns, perceptions

Be specific

People often generalise about what's typical and leave out rich important details. In what's your typical day like, ask them what happened yesterday.

stead, ask people to talk about a specific period of time. Instead of